

Advantech FAQ

Technical Share Document

Date	12/10/2015	SR#	1-2310444289
Category	FAQ	Related OS	
AE Name	Michael Schieren		
Abstract	How to mount mPCIe or iDoor in TPC-1581WP / TPC-1881WP		
Keyword	iDoor		
Related Product	TPC-1581WP / TPC-1881WP		

■ **Problem Description:**

How to mount iDoor in TPC-1581WP / TPC-1881WP

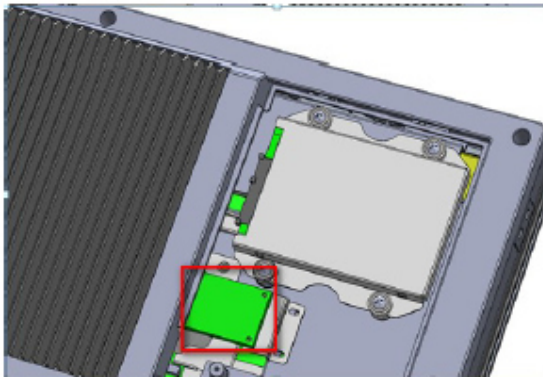
■ **Brief Solution - Step by Step:**

For the installation of mPCI device:

Open the cover on the on the back side of the TPC



Insert mPCIe device in the mPCIe-slot as following picture show you.




Fix the device with 2 screws.


Power up the system then you can find your mPCIe device after entering OS.

For mounting the iDoor bracket:

Remove the Backcover of the TPC-1581WP / TPC-1881WP



Remove the 2 screws of the iDoor cover and mount your iDoor bracket.



After that you can connect the cables to the mPCIe module and mount the backcover again.