


## Advantech AE Technical Share Document

|                        |   |                   |              |
|------------------------|---|-------------------|--------------|
| <b>Date</b>            | 2015 / 12 / 21                                    | <b>SR#</b>        | 1-2322703794 |
| <b>Category</b>        | ■ FAQ □ SOP                                       | <b>Related OS</b> | WES7         |
| <b>Abstract</b>        | How to solve the CODESYS runtime can't be started |                   |              |
| <b>Keyword</b>         | CODESYS   |                   |              |
| <b>Related Product</b> | APAX-5580, ADAM-5560, TPC-1881, TPC-1581          |                   |              |

### [Problem]

How to solve the CODESYS runtime can't be started



### [Problem]

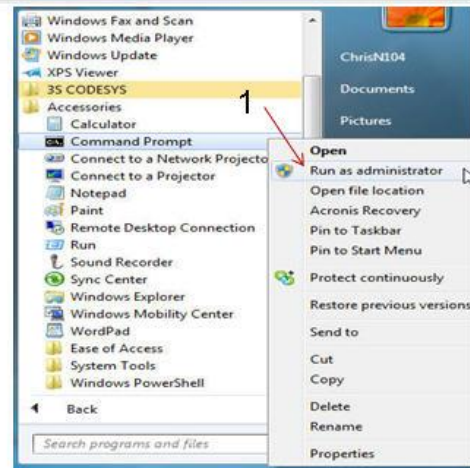
If you install the CODESYS IDE and CODESYS runtime in the same system, sometimes the CODESYS runtime can't be started.

### [Solution]

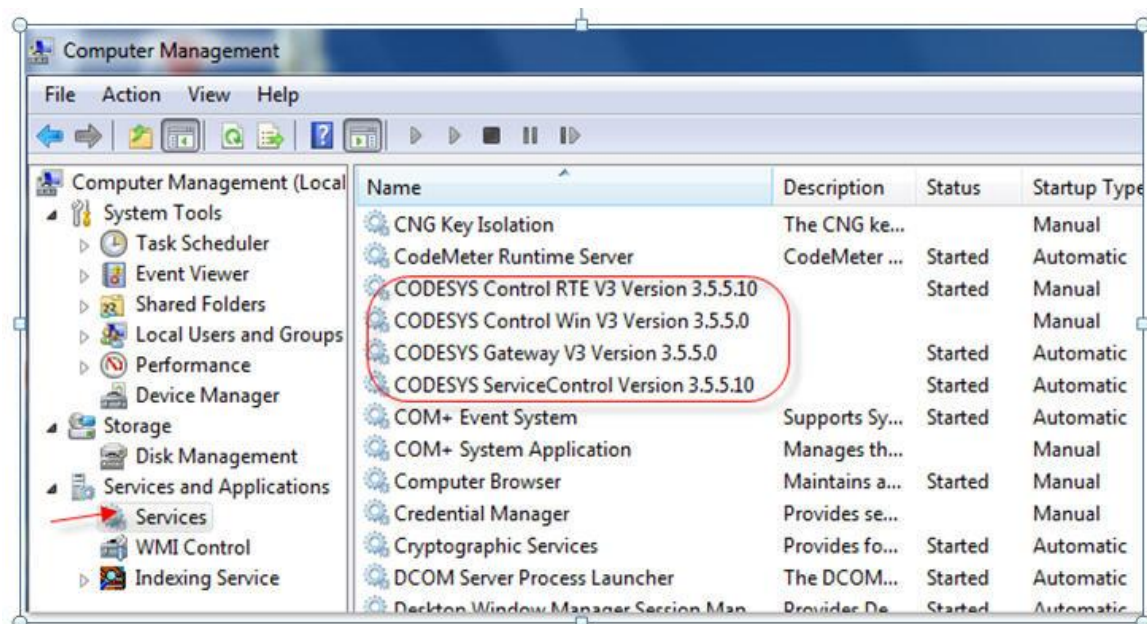
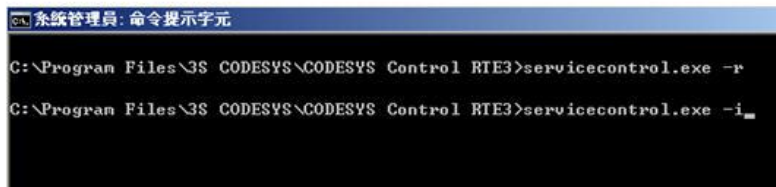
1. You can check the CODESYS service control is running or not in the services.
2. You can follow the STEPs to remove and install the service control again under the "administrator" user.

## Steps:

1. Command prompt Right Click "Run as Administrator"
  - The command "servicecontrol.exe -r
2. Remove the Service control
  - The command "servicecontrol.exe -i



2



RTE Start successfully

