

Advantech AE Technical Share Document


Date	2019 / 07 / 05	Release Note	<input type="checkbox"/> Internal <input checked="" type="checkbox"/> External
Category	<input checked="" type="checkbox"/> FAQ <input type="checkbox"/> SOP	Related OS	Windows 7
Abstract	Does UNO-2484G-6732H5AE support Windows 10 and which display scenario can I use?		
Keyword	UNO-2484G-6732H5AE / multi-display / HDMI / DP / Windows 10		
Related Product	UNO-2484G-6732H5AE		

Brief Solution:

Because of AMD driver limitation, UNO-2484G-6732H5AE only support Windows 7 and not Windows 10.

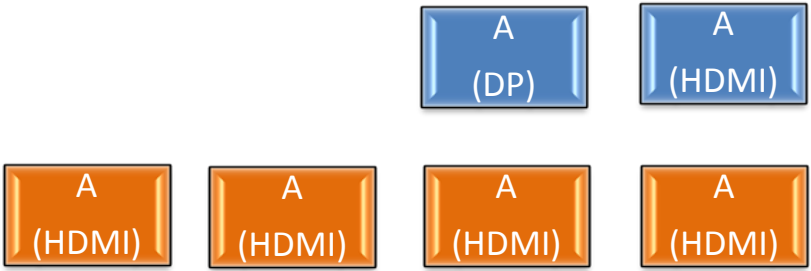
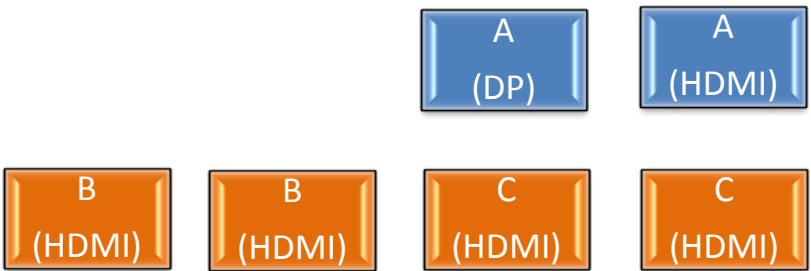
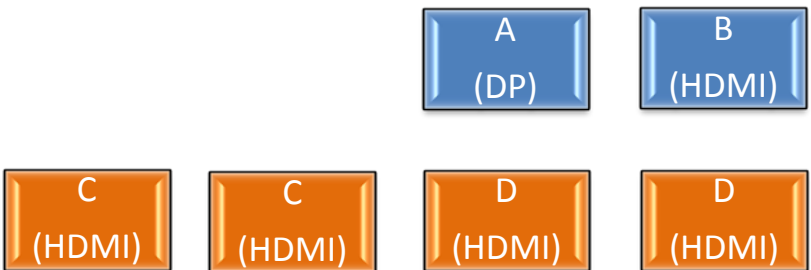
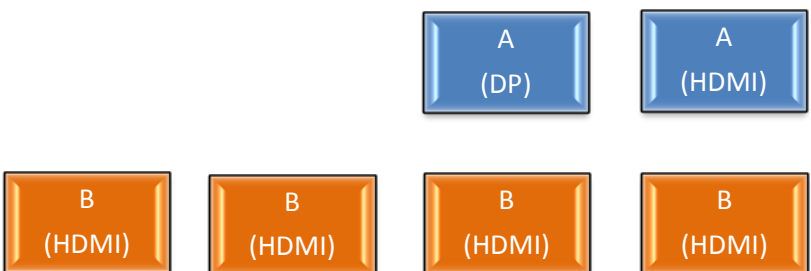
There are two separated sets display outputs on UNO-2484G-6732H5AE:

- 1st sets (1 x DP, 1 x HDMI, Group 1) on the upper layer is coming from Intel CPU signal. Could clone and expend between them
- 2nd sets (4 x HDMI, Group 2) on the bottom layer is coming from AMD graphic IC. Could clone and expend between them



Therefore, the display scenario on Windows 7 as below:

Scenario1		OK
All Extend	<div style="display: flex; flex-direction: column; align-items: center;"> <div style="display: flex; justify-content: space-around; width: 100%;"> <div style="border: 1px solid black; background-color: #4a86e8; color: white; padding: 5px; text-align: center;">A (DP)</div> <div style="border: 1px solid black; background-color: #4a86e8; color: white; padding: 5px; text-align: center;">B (HDMI)</div> </div> <div style="display: flex; justify-content: space-around; width: 100%; margin-top: 20px;"> <div style="border: 1px solid black; background-color: #e69138; color: white; padding: 5px; text-align: center;">C (HDMI)</div> <div style="border: 1px solid black; background-color: #e69138; color: white; padding: 5px; text-align: center;">D (HDMI)</div> <div style="border: 1px solid black; background-color: #e69138; color: white; padding: 5px; text-align: center;">E (HDMI)</div> <div style="border: 1px solid black; background-color: #e69138; color: white; padding: 5px; text-align: center;">F (HDMI)</div> </div> </div>	

Scenario2 All Clone		Not Support
Scenario2 Group1: As main screen clone mode Group 2: As extend screen clone mode		OK
Scenario3 Group 1: As extend screen Group 2: As main screen Clone mode		OK
Scenario3 Group 1: As extend screen Clone mode Group 2: As main screen Clone mode		OK Group 2 must be configured with AMD utility

Group 2 can support up to 4 displays in clone mode

When you need over 3 displays in clone mode, you have to configure the display in

AMD utility

